

ETHIOPIA - COMPLEX EMERGENCY

FACT SHEET #1, FISCAL YEAR (FY) 2019

FEBRUARY 5, 2019

NUMBERS AT A GLANCE

9.5 million

Estimated Population Requiring Non-Food Emergency Assistance
GoE, UN – October 2018

8 million

Estimated Population Requiring Emergency Food Assistance
GoE, UN – October 2018

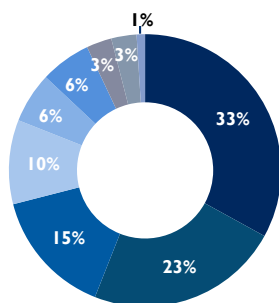
4.5 million

Estimated Number of Acute Malnutrition Cases in 2018
GoE, UN – January 2019

\$1.49 billion

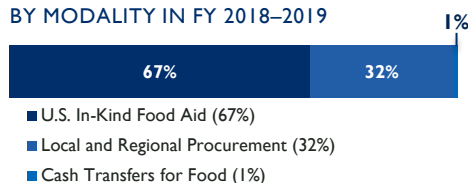
2018 Humanitarian Disaster and Resilience Plan Funding Appeal
GoE, UN – January 2019

USAID/OFDA¹ FUNDING BY SECTOR IN FY 2018–2019



- Humanitarian Coordination & Information Management (33%)
- Water, Sanitation & Hygiene (23%)
- Nutrition (15%)
- Shelter & Settlements (10%)
- Agriculture & Food Security (6%)
- Logistics Support & Relief Commodities (6%)
- Health (3%)
- Protection (3%)
- Economic Recovery & Market Systems (1%)

USAID/FFP² FUNDING BY MODALITY IN FY 2018–2019



- U.S. In-Kind Food Aid (67%)
- Local and Regional Procurement (32%)
- Cash Transfers for Food (1%)

HIGHLIGHTS

- Approximately 2.9 million people remain displaced in Ethiopia as of January
- The GoE's new refugee law expands refugees' access to national services
- UN releases rapid response plan to respond to humanitarian needs in Benishangul Gumuz and Oromiya

HUMANITARIAN FUNDING FOR THE ETHIOPIA RESPONSE IN FY 2018–2019

USAID/OFDA	\$63,854,856
USAID/FFP	\$329,570,771
State/PRM ³	\$99,120,072
Total	\$492,545,599

KEY DEVELOPMENTS

- Insecurity throughout Ethiopia continues to prompt population displacement, generate humanitarian needs, and hinder relief organizations from delivering life-saving assistance. More than 80 percent of the 2.9 million internally displaced persons (IDPs) identified throughout the country have cited conflict as the primary driver of displacement. Humanitarian agencies are providing assistance to vulnerable populations as security conditions and other access constraints, such as poor infrastructure, permit.
- Below-average October-to-December *deyr* rains in southern Ethiopia has reduced the availability of water and pasture and slowed the recovery of some herders, according to the Famine Early Warning Systems Network (FEWS NET). As a result, vulnerable populations in pastoral areas are expected to experience Crisis—IPC 3—levels of acute food insecurity through May, FEWS NET reports.⁴

¹ USAID's Office of U.S. Foreign Disaster Assistance (USAID/OFDA)

² USAID's Office of Food for Peace (USAID/FFP)

³ U.S. Department of State's Bureau of Population, Refugees, and Migration (State/PRM). State/PRM funding in Ethiopia includes assistance to Somali and South Sudanese refugees who are sheltering in Ethiopia, which is also included in the regional U.S. Government (USG) response totals for Somalia and South Sudan.

⁴ The Integrated Food Security Classification (IPC) is a standardized tool that aims to classify the severity and magnitude of acute food insecurity. The IPC scale, which is comparable across countries, ranges from Minimal—IPC 1—to Famine—IPC 5.

CURRENT EVENTS

- On January 17, the Government of Ethiopia (GoE) adopted revisions to an existing refugee law to expand the rights of refugees hosted in the country, the UN reports. The revised law increases refugees' access to national services, including work permits; primary education; legal registration of birth, death, and marriage events; the ability to obtain a driver's license; and access to financial institutions. The revised law is in line with the GoE's commitments under the Comprehensive Refugee Response Framework, a new framework designed to ease pressure on host countries and communities, enhance refugee self-reliance, increase third country solutions and pathways, and improve conditions in countries of origin to pave the way for safe and voluntary returns. As of August 2018, nearly 906,000 refugees were sheltering in Ethiopia, primarily from Eritrea, Somalia, South Sudan, and Sudan, according to the Office of the UN High Commissioner for Refugees (UNHCR).
-
-

INSECURITY, DISPLACEMENT, AND HUMANITARIAN ACCESS

- Intercommunal clashes and insecurity continue to displace populations and disrupt humanitarian efforts in various parts of Ethiopia. In late 2018, violence in Somali Region's Dawa Zone, including in and around Moyale town, which spans the Ethiopia–Kenya border, displaced up to 150,000 people and destroyed civilian infrastructure, according to international media and relief actors. Insecurity has hampered completion of humanitarian needs assessments and response activities in the area; at least one USAID/OFDA partner temporarily suspended operations in Moyale in December as a result of the violence. Overall, poor road access and security concerns in Dawa restricted humanitarian actors from delivering life-saving assistance to an estimated 350,000 IDPs in 2018, according to the UN.
 - The UN, in coordination with the GoE and humanitarian partners, released a rapid response plan on December 26 to address the needs of approximately 250,000 IDPs affected by intercommunal violence along the Benishangul Gumuz–Oromiya regional border since September 2018. As of late December, insecurity displaced at least 57,000 people within Benishangul Gumuz's Asosa and Kamashi zones, and 198,000 people to Oromiya's East Wollega and West Wollega zones. The plan requests \$25.5 million to provide emergency agriculture, education, health, nutrition, protection, and water, sanitation, and hygiene (WASH) assistance, and includes \$9.6 million for emergency food relief.
 - Insecurity along the Benishangul Gumuz–Oromiya regional border continues to disrupt humanitarian efforts. Ongoing violence has prevented humanitarian access to Kamashi and constrained response efforts throughout the affected areas, the UN reports. On January 14, UN Resident and Humanitarian Coordinator (RC/HC) for Ethiopia Aeneas Chuma led a mission to East Wollega's Sasiga *woreda*, or district, and noted that IDPs are facing a shortage of food, medicine, and shelter. Following the visit, RC/HC Chuma called for a scaled-up response to the estimated 250,000 people displaced by conflict within Benishangul Gumuz and into East Wollega and West Wollega. Humanitarian agencies will continue to work with the GoE National Disaster Risk Management Commission and the Oromiya Disaster Risk Management Commission to expand operations in the affected areas, the UN reports.
 - In December, the Ethiopia Humanitarian Fund—a pooled fund managed by the UN RC/HC and the UN Office for the Coordination of Humanitarian Affairs (OCHA)—announced a \$14.2 million allocation to support the procurement of humanitarian supplies for vulnerable populations, including those displaced by violence in Benishangul Gumuz and Oromiya.
 - As of January, there were approximately 2.9 million IDPs in Ethiopia, according to the UN. More than 2.4 million IDPs identified conflict as the primary cause of displacement, a nearly 10 percent increase from October, while approximately 500,000 IDPs identified climate-induced events, such as drought and flooding, as the primary driver.
-
-

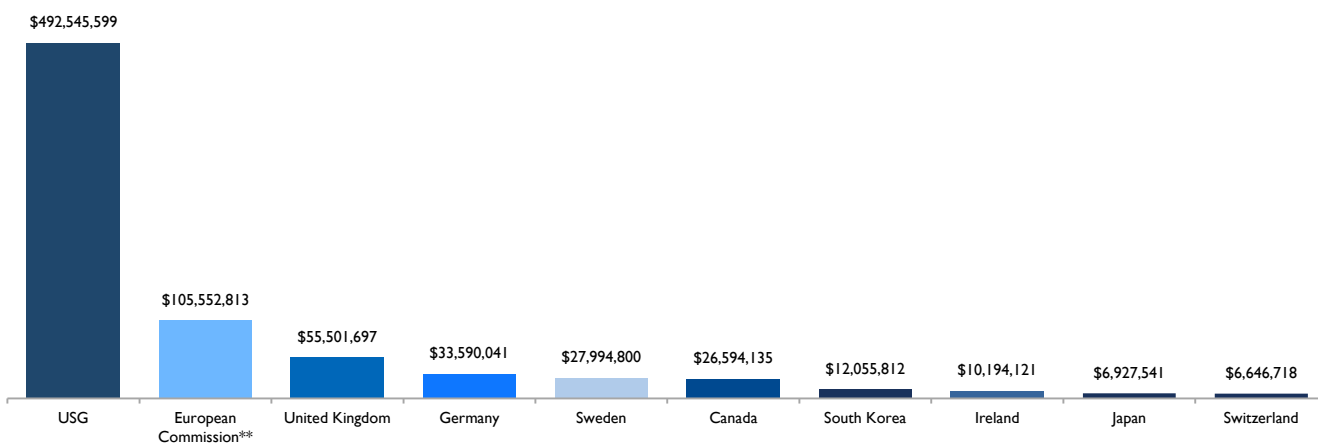
FOOD SECURITY

- Below-average *deyr* rains in southern pastoral areas of Ethiopia has limited the recovery of herders who experienced severe drought, livestock deaths, and deteriorating food security conditions in 2016 and 2017, according to FEWS NET. The below-average rainfall reduced water and pasture availability, which is expected to lead to deteriorating livestock body conditions and limited herd size recovery during the January-to-March dry season. As a result,

vulnerable pastoral populations in northern Afar and Somali regions are expected to experience Crisis—IPC 3—levels of acute food insecurity through May, FEWS NET reports. Internally displaced households and those worst affected by recent insecurity in parts of Benishangul Gumuz, Oromiya, and Southern Nations, Nationalities, and Peoples (SNNP) regions are also expected to face Crisis levels of acute food insecurity, as they have limited livelihood opportunities and access to food.

- The Joint Emergency Operation (JEOP)—a consortium of non-governmental organizations led by Catholic Relief Services (CRS) and funded by USAID/FFP—has completed nearly 90 percent of emergency food distributions scheduled for November–December following delays due to insecurity. The JEOP is targeting more than 1.4 million food-insecure people in Dire Dawa city as well as parts of Amhara, Oromiya, SNNP, and Tigray regions. Additionally, the JEOP continues to provide assistance to nearly 500,000 IDPs affected by intercommunal violence in Oromiya’s West Guji and SNNP’s Gedeo zones. In FY 2018, USAID/FFP provided nearly 245,000 metric tons (MT) of food assistance—valued at an estimated \$144 million—to the JEOP.

2018–2019 HUMANITARIAN FUNDING* PER DONOR



*Funding figures are as of February 5, 2019. All international figures are according to the OCHA Financial Tracking Service and based on international commitments during 2018 and 2019, while USG figures are according to the USG and reflect USG funding in FY 2018 and FY 2019, which began on October 1, 2017 and October 1 2018, respectively.

**Includes contributions from the European Commission’s Directorate-General for Humanitarian Aid and Civil Protection (ECHO)

CONTEXT

- Populations in Ethiopia frequently experience recurrent drought, seasonal flooding, intercommunal conflict, food insecurity, disease outbreaks, and limited access to health and WASH services, contributing to sustained humanitarian needs and an ongoing complex emergency.
- From 2015–2016, USAID/OFDA responded to Ethiopia’s worst drought in more than 50 years, which resulted in at least 10.2 million people requiring emergency food assistance. In 2017, drought conditions in areas of southeastern Ethiopia intensified after consecutive seasons of below-average rainfall, decreasing livestock and impacting access to food and livelihoods opportunities in pastoralist areas.
- In late 2017, intercommunal conflict along the border between Oromiya and Somali intensified, displacing hundreds of thousands of people in the two regions and exacerbating humanitarian needs. The GoE and UN estimate that nearly 8 million people require emergency food assistance, primarily in Oromiya, Somali, and SNNP, while an estimated 9.5 million people are in need of non-food assistance.
- Since April 2018, renewed intercommunal violence in Oromiya and SNNP has resulted in the displacement of nearly 1 million people. Displacement along the Oromiya–SNNP regional border continued through September, straining local resources and exacerbating existing humanitarian needs in the regions. In September, conflict spread to Benishangul Gumuz and Ethiopia’s capital city of Addis Ababa, resulting in civilian deaths and additional displacement. Humanitarian organizations are responding to acute needs across the country as security conditions allow.
- On October 21, 2018, U.S. Ambassador Michael A. Raynor re-declared a disaster for FY 2019 due to the ongoing complex emergency in Ethiopia.

USG HUMANITARIAN FUNDING FOR THE ETHIOPIA RESPONSE IN FY 2018 AND FY 2019 ¹

IMPLEMENTING PARTNER	ACTIVITY	LOCATION	AMOUNT
USAID/OFDA			
CRS	Agriculture and Food Security	Oromiya, SNNP	\$1,999,962
GOAL	Nutrition, WASH	Somali	\$2,600,000
iMMAP	Humanitarian Coordination and Information Management	Countrywide	\$1,000,000
International Organization for Migration (IOM)	Economic Recovery and Market Systems (ERMS), Humanitarian Coordination and Information Management, Logistics Support and Relief Commodities, Shelter and Settlements, WASH	Countrywide	\$16,300,000
International Potato Center (IPC)	Agriculture and Food Security	Amhara, SNNP	\$1,499,743
International Rescue Committee	Nutrition, WASH	Countrywide	\$8,330,287
OCHA	Humanitarian Coordination and Information Management	Countrywide	\$16,250,000
Oxfam	Agriculture and Food Security, ERMS, WASH	Somali	\$3,000,000
Save the Children/U.S. (SC/US)	Nutrition, WASH	Afar, Somali	\$2,900,000
UN Children’s Fund (UNICEF)	Health, Nutrition, Protection, WASH	Countrywide	\$6,900,000
UN Department of Safety and Security (UNDSS)	Humanitarian Coordination and Information Management	Somali	\$300,000
UN Humanitarian Air Service (UNHAS)	Logistics Support and Relief Commodities	Somali	\$750,000

U.S. Forest Service	Humanitarian Coordination and Information Management	Countrywide	\$200,000
	Program Support		\$1,824,864
TOTAL USAID/OFDA FUNDING			\$63,854,856
USAID/FFP²			
CRS/JEOP	244,640 MT of U.S. In-Kind Food Aid	Amhara, Dire Dawa, Oromiya, SNNP, Tigray	\$143,148,636
CRS/Development Food Security Activities	1,950 MT of U.S. In-Kind Food Aid, Cash Transfers for Food	Dire Dawa, Oromiya	\$2,243,417
Food for the Hungry (FH)	2,400 MT of U.S. In-Kind Food Aid	Amhara	\$1,954,152
IRC	870 MT of U.S. In-Kind Food Aid	Countrywide	\$2,450,010
Relief Society of Tigray (REST)	6,130 MT of U.S. In-Kind Food Aid, Cash Transfers for Food	Tigray	\$5,181,766
UNICEF	910 MT of U.S. In-Kind Food Aid	Countrywide	\$4,362,994
WFP	176,147 MT of U.S. In-Kind Food Aid and Local and Regional Food Procurement	Somali	\$121,865,549
	62,251 MT of U.S. In-Kind Food Aid and Local and Regional Food Procurement for Refugees	Countrywide	\$44,979,785
World Vision	3,900 MT of U.S. In-Kind Food Aid	Amhara, Oromiya, SNNP	\$3,384,462
TOTAL USAID/FFP FUNDING			\$329,570,771
State/PRM³			
Action Against Hunger (AAH)	Nutrition Assistance for Refugees	Gambella	\$1,000,000
Center for Victims of Torture (CVT)	Mental Health and Psychosocial Support Services for Refugees	Gambella, Tigray	\$2,500,000
Dan Church Aid (DCA)	Livelihoods, Nutrition, and Food Security for Refugees	Gambella	\$1,000,000
Danish Refugee Council (DRC)	Child Protection, Gender Based Violence (GBV) Prevention and Response, and Psychosocial Support for Refugees	Gambella	\$1,000,000
GOAL	Nutrition Assistance for Refugees	Gambella	\$1,000,000
IOM	Shelter and WASH for Refugees	Gambella	\$1,250,000
International Medical Corps	GBV Prevention and Response, Health, Mental Health and Psychosocial, Nutrition, and Reproductive Health Services for Refugees	Gambella, Somali	\$4,000,000
IRC	Multi-sectoral Assistance for Refugees	Benishangul Gumuz, Somali, Tigray	\$3,250,000
Plan International	Child Protection, Education, and Psychosocial for Refugees	Gambella	\$1,500,000
SC/US	Child Protection and Education for Refugees	Gambella, Somali	\$2,000,000
UNHCR	Protection and Assistance for Refugees	Countrywide	\$80,070,072
UNHAS	Logistics Support and Relief Commodities	Countrywide	\$550,000
TOTAL STATE/PRM FUNDING			\$99,120,072
TOTAL USG HUMANITARIAN FUNDING FOR THE ETHIOPIA RESPONSE IN FY 2018 AND 2019			\$492,545,599

¹ Year of funding indicates the date of commitment or obligation, not appropriation, of funds; USG funding represents publicly reported amounts as of February 5, 2019.

² Estimated value of food assistance and transportation costs at time of procurement; subject to change.

³ State/PRM funding in Ethiopia includes assistance to Somali and South Sudanese refugees who are sheltering in Ethiopia, which is also included in the regional USG response totals for Somalia and South Sudan.

PUBLIC DONATION INFORMATION

- The most effective way people can assist relief efforts is by making cash contributions to humanitarian organizations that are conducting relief operations. A list of humanitarian organizations that are accepting cash donations for disaster responses around the world can be found at www.interaction.org.
- USAID encourages cash donations because they allow aid professionals to procure the exact items needed (often in the affected region); reduce the burden on scarce resources (such as transportation routes, staff time, and warehouse space); can be transferred very quickly and without transportation costs; support the economy of the disaster-stricken region; and ensure culturally, dietary, and environmentally appropriate assistance.
- More information can be found at:
 - USAID Center for International Disaster Information: www.cidi.org or +1.202.661.7710.
 - Information on relief activities of the humanitarian community can be found at www.reliefweb.int.

USAID/OFDA bulletins appear on the USAID website at
<http://www.usaid.gov/what-we-do/working-crises-and-conflict/responding-times-crisis/where-we-work>